




SPRINGFIELDS SECURITIES LTD.


Introductory sub-table (I)(a)

Name of the Company: Spring Fields Securities Limited				
Scrip Code, Name of the scrip, class of security: Equity				
Quarter ended: 30.09.2012				
Partly paid-up shares:-		No. of partly paid-up shares	As a % of total no. of partly paid-up shares	As a % of total no. of shares of the company
Held by promoter/promoter group		0	0	0
Held by public		0	0	0
Total		0	0	0
Outstanding convertible securities:-		No. of outstanding securities	As a % of total no. of outstanding convertible securities	As a % of total no. of shares of the company, assuming full conversion of the convertible securities
Held by promoter/promoter group		0	0	0
Held by public		0	0	0
Total		0	0	0
Warrants:-		No. of warrants	As a % of total no. of warrants	As a % of total no. of shares of the company, assuming full conversion of warrants
Held by promoter/promoter group		0	0	0
Held by public		0	0	0
Total		0	0	0
Total paid-up capital of the company, assuming full conversion of warrants and convertible securities		3252500		100




Statement Showing Shareholding Pattern

		Table (I)(a)						
Category code	Category of Shareholder	Number of Shareholders	Total number of shares	Number of shares held in dematerialized form	Total shareholding as a percentage of total number of shares		Shares Pledged or otherwise encumbered	
					As a percentage of (A+B) ¹	As a percentage of (A+B+C)	Number of shares	As a percentage
(I)	(II)	(III)	(IV)	(V)	(VI)	(VII)	(VIII)	(IX) = (VIII)/(IV)*100
(A)	Shareholding of Promoter and Promoter							
1	Indian							
(a)	Individuals/ Hindu Undivided Family							
		8	1205000	6,00,000	37.05	37.05	0	0.00
(b)	Central Government/ State Government(s)	0	0	0	0.00	0.00	0	0.00
(c)	Bodies Corporate	0	0	0	0.00	0.00	0	0.00
(d)	Financial Institutions/ Banks	0	0	0	0.00	0.00	0	0.00
(e)	Any Others(Specify)	0	0	0	0.00	0.00	0	0.00
	Sub Total(A)(1)	8	1205000	600000	37.05	37.05	0	0.00
2	Foreign							
a	Individuals (Non-Residents Individuals/ Foreign Individuals)	0	0	0	0.00	0.00	0	0.00
b	Bodies Corporate	0	0	0	0.00	0.00	0	0.00
c	Institutions	0	0	0	0.00	0.00	0	0.00
d	Qualified Foreign Investor	0	0	0	0.00	0.00	0	0.00
e	Any Others(Specify)	0	0	0	0.00	0.00	0	0.00
	Sub Total(A)(2)	0	0	0	0.00	0.00	0	0.00
	Total Shareholding of Promoter and	8	1205000	600000	37.05	37.05	0	0.00



(B)	Public shareholding							
I	Institutions							
(a)	Mutual Funds/ UTI	0	0	0	0.00	0.00	0	0.00
(b)	Financial Institutions / Banks	0	0	0	0.00	0.00	0	0.00
(c)	Central Government/ State Government(s)	0	0	0	0.00	0.00	0	0.00
(d)	Venture Capital Funds	0	0	0	0.00	0.00	0	0.00
(e)	Insurance Companies	0	0	0	0.00	0.00	0	0.00
(f)	Foreign Institutional Investors	0	0	0	0.00	0.00	0	0.00
(g)	Foreign Venture Capital Investors	0	0	0	0.00	0.00	0	0.00
(h)	Qualified Foreign Investor	0	0	0	0.00	0.00	0	0.00
(i)	Any Other (specify)	0	0	0	0.00	0.00	0	0.00
	Sub-Total (B)(1)	0	0	0	0.00	0.00		
B 2	Non-institutions							
(a)	Bodies Corporate	0	0	0	0.00	0.00	0	0.00
(b)	Individuals							
I	Individuals -i. Individual shareholders holding nominal share capital up to Rs 1 lakh	3114	585000	151700	17.99	17.99	0	0.00
II	ii. Individual shareholders holding nominal share capital in excess of Rs. 1 lakh.	23	1462500	1330400	44.97	44.97	0	0.00
(c)	Qualified Foreign Investor	0	0	0	0.00	0.00	0	0.00
(d)	Any Other (specify)	0	0	0	0.00	0.00	0	0.00
	Sub-Total (B)(2)	3137	2047500	1482100	62.96	62.96	0	0.00
(B)	Total Public Shareholding (B)= (B)(1)+(B)(2)	3137	2047500	1482100	62.96	62.96	0	0.00
	TOTAL (A)+(B)	3145	3252500	2082100	100.00	100.00	0	0.00
(C)	Shares held by Custodians and against which Depository Receipts have been issued							
1	Promoter and Promoter Group	0	0	0	0	0.00	0	0.00
2	Public	0	0	0	0	0.00	0	0
	Sub-Total (C)	0	0	0	0	0	0	0
	GRAND TOTAL (A)+(B)+(C)	3145	3252500	20,82,100	100	100.00	0	0.00




(I)(b) Statement showing holding of securities (including shares, warrants, convertible securities) of persons belonging to the category "Promoter and Promoter Group"

Sr. No.	Name of the shareholder	Details of Shares held		Encumbered shares (*)			Details of warrants		Details of convertible securities		Total shares (including underlying shares assuming full conversion of warrants and convertible securities) as a % of diluted share capital
		Number of shares held	As a % of grand total (A)+(B)+(C)	No.	As a percentage	As a % of grand total (A)+(B)+(C) of sub-clause (I)(a)	Number of warrants held	As a % total number of warrants of the same class	Number of convertible securities held	As a % total number of convertible securities of the same class	
(i)	(ii)	(iii)	(iv)	(v)	(vi)=(v)/(iii)*100	(vii)	(viii)	(ix)	(x)	(xi)	(xii)
1	JVS Securities Private Limited	4,00,000	12.30	0	0.00	0.00	0	0		0	12.30
2	K Vishwani	1,20,000	3.69	0	0.00	0.00	0	0		0	3.69
3	K Swathi	1,00,000	3.07	0	0.00	0.00	0	0		0	3.07
4	D Sai Ram	1,30,000	4.00	0	0.00	0.00	0	0		0	4.00
5	D Y Jaideep	1,00,000	3.07	0	0.00	0.00	0	0		0	3.07
6	D Sirish	1,50,000	4.62	0	0.00	0.00	0	0		0	4.62
7	K Omprakash	1,05,000	3.23	0	0.00	0.00	0	0		0	3.23
8	A Rajendra Prasad	1,00,000	3.07	0	0.00	0.00	0	0		0	3.07
TOTAL		1205000	37.05	0	0.00	0.00	0	0	0	0	37.05

(*) The term "encumbrance" has the same meaning as assigned to it in regulation 28(3) of the SAST Regulations, 2011

(I)(c)(i) Statement showing holding of securities (including shares, warrants, convertible securities) of persons belonging to the category "Public" and holding more than 1% of the total number of shares

Sr. No.	Name of the shareholder	Number of shares held	Shares as a percentage of total number of shares {i.e., Grand Total (A)+(B)+(C) indicated in Statement at para (I)(a) above}	Details of warrants		Details of convertible securities		Total shares (including underlying shares assuming full conversion of warrants and convertible securities) as a % of diluted share capital
				Number of warrants held	As a % total number of warrants of the same class	Number of convertible securities held	% w.r.t total number of convertible securities of the same class	
1	A P I D C Limited	2,50,000	7.68	0	0	0	0	7.68
2	Ramakrishna	67,100	2.10	0	0	0	0	2.10
3	Fili Prameela Reddy	33,700	1.04	0	0	0	0	1.04
TOTAL		3,50,800	10.82	0	0	0	0	10.82




(I)(c)(ii) Statement showing holding of securities (including shares, warrants, convertible securities) of persons (together with PAC) belonging to the category "Public" and holding more than 5% of the total number of shares of the company

Sr. No.	Name(s) of the shareholder(s) and the Persons Acting in Concert (PAC) with them	Number of shares	Shares as a percentage of total number of shares {i.e., Grand Total (A)+(B)+(C) indicated in Statement at para (I)(a) above}	Details of warrants		Details of convertible securities		Total shares (including underlying shares assuming full conversion of warrants and convertible securities) as a % of diluted share capital
				Number of warrants	As a % total number of warrants of the same class	Number of convertible securities held	% w.r.t total number of convertible securities of the same class	
1	A P I D C Limited	2,50,000	7.68	0	0	0	0	7.68
TOTAL		2,50,000	7.68	0	0	0	0	7.68

(I)(d) Statement showing details of locked-in shares

Sr. No.	Name of the shareholder	Number of locked-in shares	Locked-in shares as a percentage of total number of shares {i.e., Grand Total (A)+(B)+(C) indicated in Statement at para (I)(a) above}
1	Nil	0	0.00
TOTAL		0	0.00



(II)(a) Statement showing details of Depository Receipts (DRs)

Sr. No.	Type of outstanding DR (ADRs, GDRs, SDRs, etc.)	Number of outstanding DRs	Number of shares underlying outstanding DRs	Shares underlying outstanding DRs as a percentage of total number of shares {i.e., Grand Total (A)+(B)+(C) indicated in Statement at para (I)(a) above}
1	Nil	0	0	0.00
TOTAL		0	0	0.00

(II)(b) Statement showing holding of Depository Receipts (DRs), where underlying shares held by "promoter/promoter group" are in excess of 1% of the total number of shares

Sr. No.	Name of the DR Holder	Type of outstanding DR (ADRs, GDRs, SDRs, etc.)	Number of shares underlying outstanding DRs	Shares underlying outstanding DRs as a percentage of total number of shares {i.e., Grand Total (A)+(B)+(C) indicated in Statement at para (I)(a) above}
1	Nil	0	0	0.00
TOTAL		0	0	0.00

